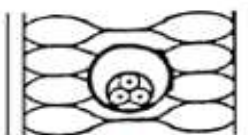
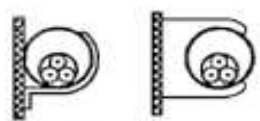
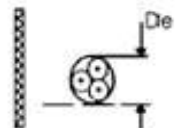



Metodologia tipica di installazione	Altri tipi di posa Rif. Appendice A (4)	Tipo di isolamento	Numero cond. caricati	(1) Portata (A)																
				Sezione (mm ²)																
				1	1,5	2,5	4	6	10	16	25	35	50	70	95	120	150	185	240	300
 Cavo in tubo incassato in parete isolante	2-51-73-74	PVC (2)	2 3	– –	14 13	18,5 17,5	25 23	32 29	43 39	57 52	75 <u>68</u>	92 83	110 99	139 125	167 150	192 172	219 196	248 223	291 261	334 298
		EPR (3)	2 3	– –	18,5 16,5	25 22	33 30	42 38	57 51	76 68	99 89	121 109	145 130	183 164	220 197	253 227	290 259	329 295	386 346	442 396
 Cavo in tubo in aria	3A-4A-21-22A-5A-21A-25-33A-31-34A-43-32	PVC (2)	2 3	13,5 12	16,5 15	23 20	30 27	38 34	52 46	69 62	90 80	111 99	133 118	168 149	201 179	232 206	258 225	294 255	344 297	394 339
		EPR (3)	2 3	17 15	22 19,5	30 26	40 35	51 44	69 60	91 80	119 105	146 128	175 154	221 194	265 233	305 268	334 300	384 340	459 398	532 455
 Cavo in aria libera, distanziato dalla parete/soffitto o su passerella	13-14-15-16-17	PVC (2)	2 3	15 13,6	22 18,5	30 25	40 34	51 43	70 60	94 80	119 101	148 126	180 153	232 196	282 238	328 276	379 319	434 364	514 430	593 497
		EPR (3)	2 3	19 17	26 23	36 32	49 42	63 54	86 75	115 100	149 127	185 158	225 192	289 246	352 298	410 346	473 399	542 456	641 538	741 621
 Cavo in aria libera, fissato alla parete/soffitto	11-11A-52-53	PVC (2)	2 3	15 13,5	19,5 17,5	27 24	36 32	46 41	63 57	85 76	112 96	138 119	168 144	213 184	258 223	299 259	344 299	392 341	461 403	530 464
		EPR (3)	2 3	19 17	24 22	33 30	45 40	58 52	80 71	107 96	138 119	171 147	209 179	269 229	328 278	382 322	441 371	506 424	599 500	693 576